


RD10091 (R1.0) COV. CONFIG.
C2s/i/2

RD10009 (R1.0) CONFIG.
U-C2



ST1092/15TPN

No.	ISSUED FOR APPROVAL	Revision	Date	By	ckd	REM
A1			03/11/15	CDH		



6 Anglo Office Park
67 White Lion Road
Amersham
HP7 9FB
Tel: 01494 762 923
Email: info@mbnl.co.uk



WHP Wilkinson Helsby
Unit 1 Maple Park
Lowfields Road, Leeds
LS12 6HH
Tel: 0113 3023550 Fax: 0113 2876634
e-mail: info@wilkinson-helsby.co.uk

Site Name & Address:
NEAR LAMP 1724
SHIELDS ROAD, CLEADON
SUNDERLAND, SR6 7PX

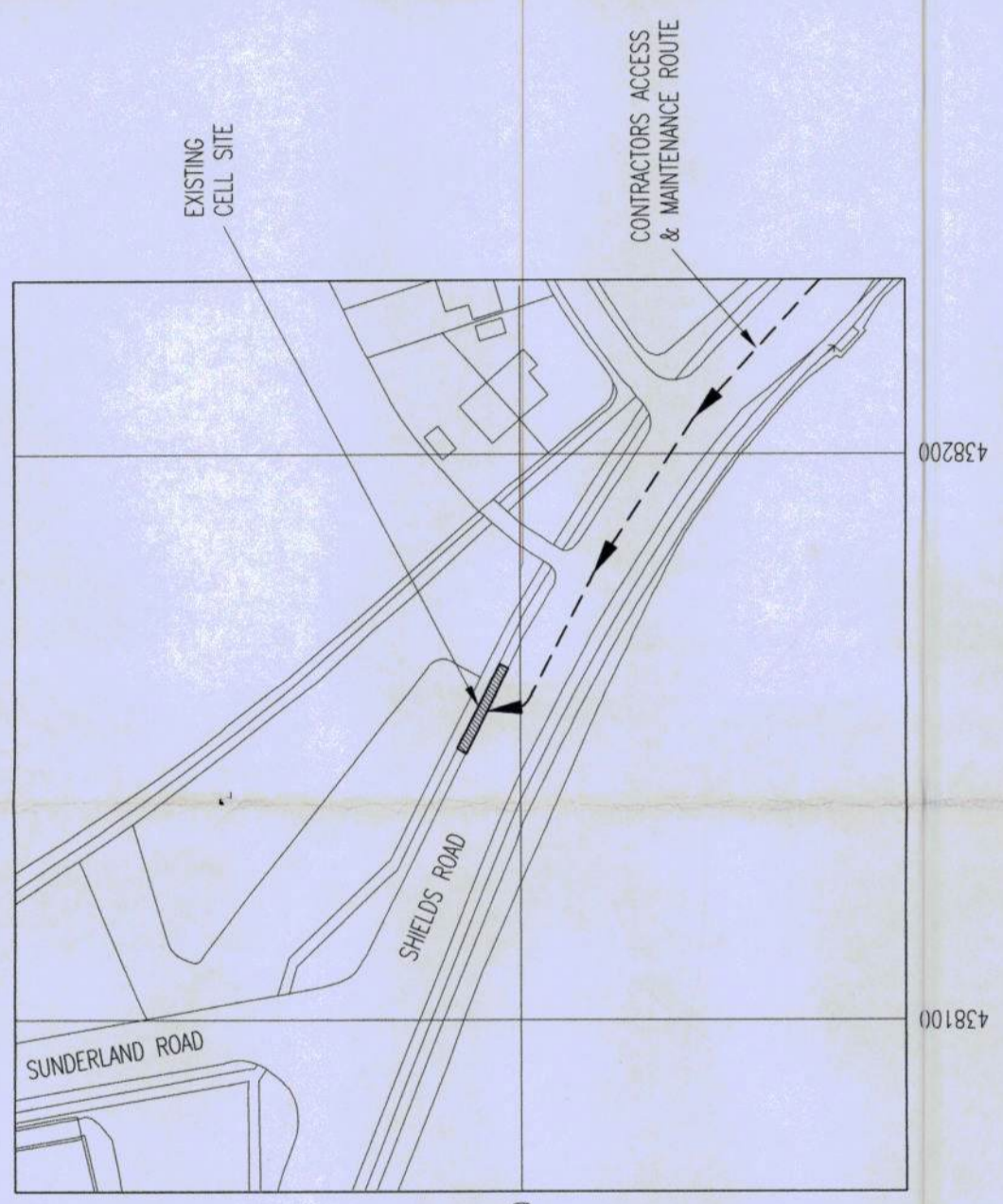
Title:
PROPOSED TELECOMMUNICATIONS
STREETWORKS UPGRADE
SITE LOCATION

Purpose of issue:
APPROVAL

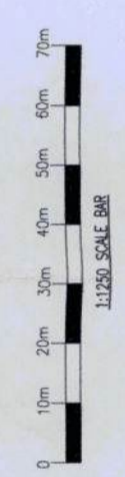
Drawing No:
STY008 - 01

Cell No:
74020
MBNL Ref:
STY008

Issue:	Scale:	AS STATED	Ch'd:	REM	Date:	03/11/15
A1						



NGR E 438145
NGR N 563015
LOCATION PLAN
SCALE 1:1250
REPRODUCED FROM ORDNANCE SURVEY PROMAP DATA© CROWN COPYRIGHT 2015
LICENCE NUMBER 100020449



EXISTING EQUIPMENT

CABINET DETAILS:
BTS 3900A (SIDE BY SIDE) ON 200 PLINTHS ON RBS ROOT FOUNDATION ON CONCRETE BASE
DIMENSIONS: 1200x480x900 HIGH
MATERIAL: STEEL
COLOUR: GREEN
FLEXI UNITS & UCI's WITHIN FREDDO ENCLOSURE ON CONCRETE BASE (GSM/JMITS)
DIMENSIONS: 900x800x1240 HIGH
MATERIAL: STEEL
COLOUR: GREEN
Mk4 LINK/AC CABINET ON CONCRETE BASE
DIMENSIONS: 600x500x1240 HIGH
MATERIAL: STEEL
COLOUR: GREEN
METER CABINET ON CONCRETE BASE
DIMENSIONS: 700x300x1200 HIGH
MATERIAL: STEEL
COLOUR: GREEN
TOWER DETAILS
PHASE 2 SW TOWER ON ROOT FOUNDATION
COLOUR: GALVANISED
HEADFRAME SHROUD COLOUR: GREY

PROPOSED EQUIPMENT

CABINET DETAILS:
POGONA ON ROOT FOUNDATION
DIMENSIONS: 1230x400x1032 HIGH
MATERIAL: STEEL
COLOUR: GREEN
TYPE 1 DIPLEXOR BOX ON CONCRETE PLINTH
DIMENSIONS: 600x500x1320 HIGH
MATERIAL: STEEL
COLOUR: GREY
TOWER DETAILS
PHASE 4 STREETWORKS TOWER WITH GRP SHROUDED HEADFRAME MOUNTED ON EXISTING ROOT FOUNDATION
COLOUR: GALVANISED
HEADFRAME SHROUD COLOUR: GREY
EXISTING TOWER, ANTENNA AND FEEDERS TO BE REPLACED WITH SIMILAR STREETWORKS TOWER MOUNTED ON EXISTING ROOT FOUNDATION. NEW FEEDERS TO RUN ALONG EXISTING ROUTE TO UCI's TO MAINTAIN EXISTING SYSTEM. NEW LNA's AND FEEDERS INSTALLED TO NEW POGONA CABINET. NEW 40A BREAKER TO BE INSTALLED IN EXISTING DISTRIBUTION BOARD FOR AC POGONA POWER SUPPLY.

EXCLUSION ZONES CONFORM TO THE ICNRP REFERENCE LEVEL FOR LIMITED EXPOSURE TO MEMBERS OF THE GENERAL PUBLIC